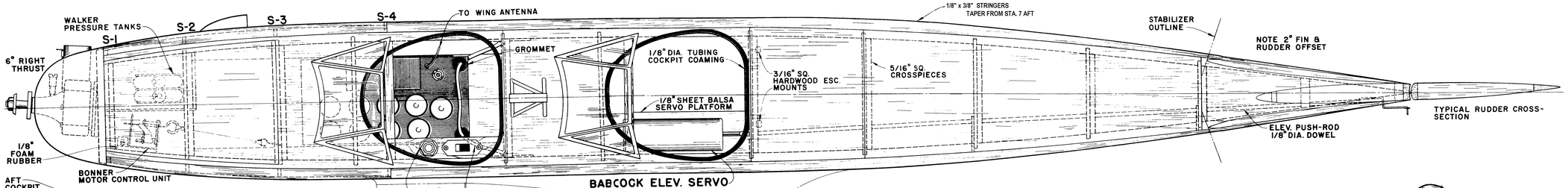


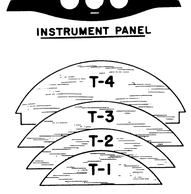


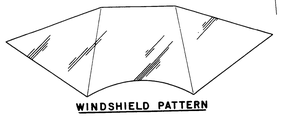


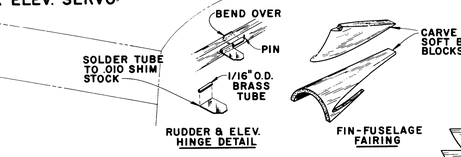


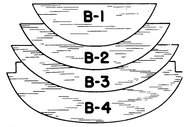

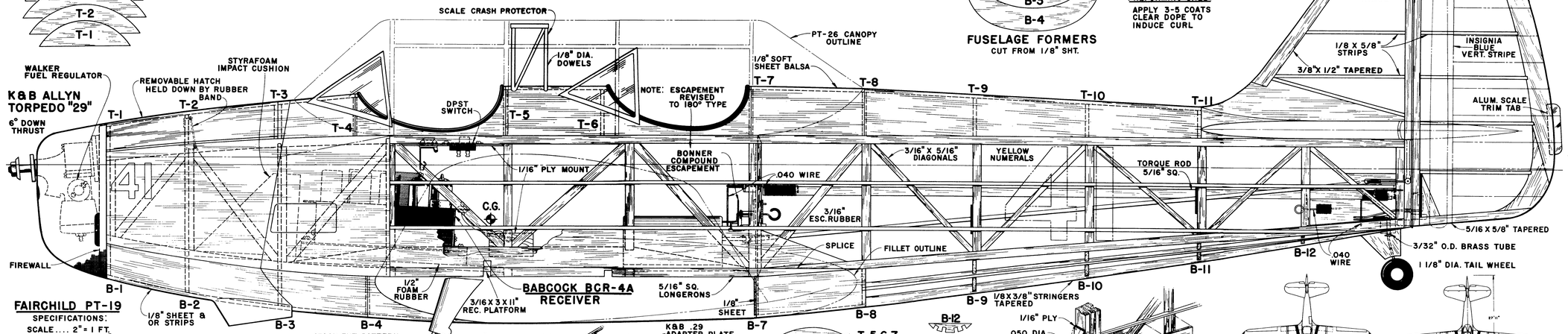


**FAIRCHILD PT-19**

SPECIFICATIONS:

SCALE.... 2" = 1 FT.
WING SPAN.....72"
LENGTH.....55"
WING AREA...820 □"
WING LOADING— 17.. OZ. PER □" FT.
POWER... K&B "29"
PROP..... 11-4"
COLOR.....ARMY BLUE & YELLOW

**HOBBY HELPERS**

NEW YORK N.Y.

GROUP # 856

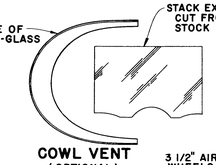


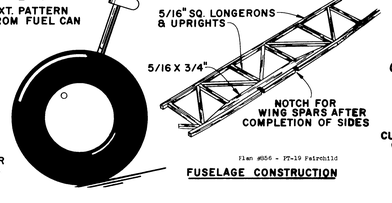


Plan #856 - PT-19 Fairchild

FUSELAGE CONSTRUCTION

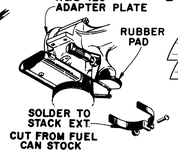


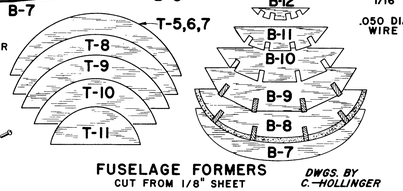


FUSELAGE FORMERS
CUT FROM 1/8" SHEET

DWGS. BY C.—HOLLINGER

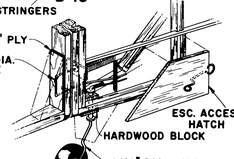


STEERABLE TAIL WHEEL & RUDDER LINKAGE

Plan #856 - PT-19 Fairchild

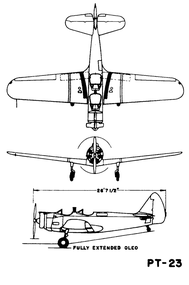


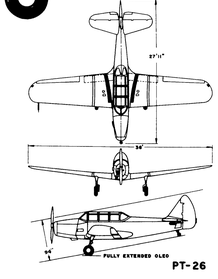


Chuck Hollinger's Radio Controlled

# FAIRCHILD

Copyright 1956 Street - Smith Publications Inc.

Who Are All Our Rivals Now?

When we all low wingers are Indian Fever This way to Fairchild Fever Fever Fever

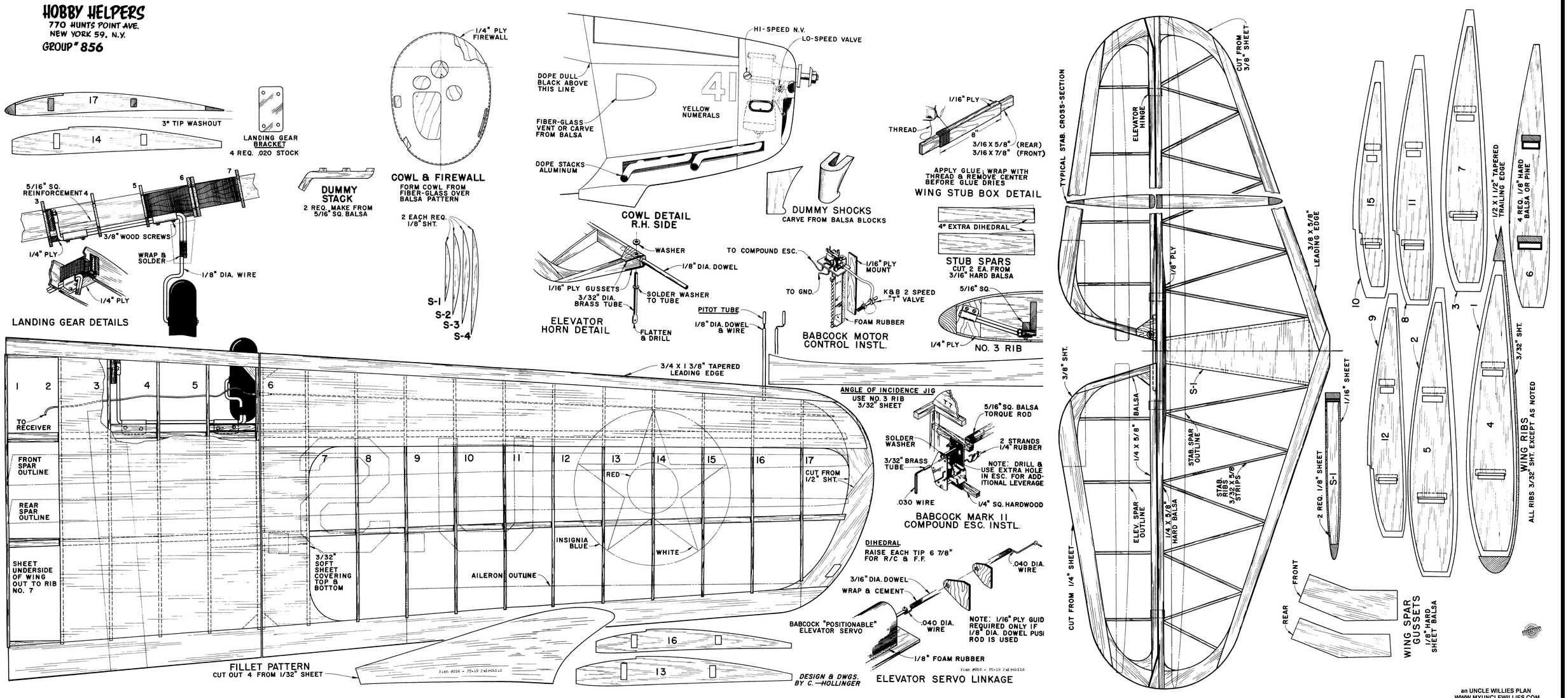
HOBBY HELPERS
770 HUNTS POINT AVE.
NEW YORK 59, N.Y.
GROUP # 856
17
14
3° TIP WASHOUT
LANDING GEAR BRACKET
4 REQ. .020 STOCK
5/16" SQ. REINFORCEMENT
3/8" WOOD SCREWS
1/4" PLY
WRAP & SOLDER
1/8" DIA. WIRE
LANDING GEAR DETAILS
DUMMY STACK
2 REQ. MAKE FROM 5/16" SQ. BALSA
1/4" PLY FIREWALL
COWL & FIREWALL
FORM COWL FROM FIBER-GLASS OVER BALSA PATTERN
2 EACH REQ. 1/8" SHT.
S-1
S-2
S-3
S-4
HI-SPEED N.V.
LO-SPEED VALVE
DOPE DULL BLACK ABOVE THIS LINE
YELLOW NUMERALS
FIBER-GLASS VENT OR CARVE FROM BALSA
DOPE STACKS ALUMINUM
COWL DETAIL R.H. SIDE
DUMMY SHOCKS
CARVE FROM BALSA BLOCKS
1/16" PLY
THREAD
8"
3/16 X 5/8" (REAR)
3/16 X 7/8" (FRONT)
APPLY GLUE; WRAP WITH THREAD & REMOVE CENTER BEFORE GLUE DRIES
WING STUB BOX DETAIL
4° EXTRA DIHEDRAL
STUB SPARS
CUT 2 EA. FROM 3/16" HARD BALSA
WASHER
1/8" DIA. DOWEL
1/16" PLY GUSSETS
3/32" DIA. BRASS TUBE
SOLDER WASHER TO TUBE
FLATTEN & DRILL
ELEVATOR HORN DETAIL
TO COMPOUND ESC.
1/16" PLY MOUNT
TO GND.
K&B 2 SPEED "T" VALVE
FOAM RUBBER
BABCOCK MOTOR CONTROL INSTL.
PITOT TUBE
1/8" DIA. DOWEL & WIRE
5/16" SQ.
1/4" PLY
NO. 3 RIB
3/4 X 1 3/8" TAPERED LEADING EDGE
TO RECEIVER
FRONT SPAR OUTLINE
REAR SPAR OUTLINE
SHEET UNDERSIDE OF WING OUT TO RIB NO. 7
RED
CUT FROM 1/2" SHT.
INSIGNIA BLUE
WHITE
3/32" SOFT SHEET COVERING TOP & BOTTOM
AILERON OUTLINE
FILLET PATTERN
CUT OUT 4 FROM 1/32" SHEET
ANGLE OF INCIDENCE JIG
USE NO. 3 RIB 3/32" SHEET
5/16" SQ. BALSA TORQUE ROD
SOLDER WASHER
2 STRANDS 1/4" RUBBER
3/32" BRASS TUBE
NOTE: DRILL & USE EXTRA HOLE IN ESC. FOR ADDITIONAL LEVERAGE
.030 WIRE
1/4" SQ. HARDWOOD
BABCOCK MARK II COMPOUND ESC. INSTL.
DIHEDRAL
RAISE EACH TIP 6 7/8" FOR R/C & F.F.
3/16" DIA. DOWEL
WRAP & CEMENT
.040 DIA. WIRE
BABCOCK "POSITIONABLE" ELEVATOR SERVO
.040 DIA. WIRE
NOTE: 1/16" PLY GUID REQUIRED ONLY IF 1/8" DIA. DOWEL PUSH ROD IS USED
1/8" FOAM RUBBER
ELEVATOR SERVO LINKAGE
DESIGN & DWGS. BY C. HOLLINGER
TYPICAL STAB. CROSS-SECTION
ELEVATOR HINGE
CUT FROM 3/8" SHEET
1/8" PLY
3/8 X 5/8" LEADING EDGE
3/8" SHT.
1/4 X 5/8" BALSA
ELEV. SPAR OUTLINE
1/4 X 5/8" HARD BALSA
STAB. SPAR OUTLINE
STAB. RIBS 3/32 X 1/4 STRIPS
CUT FROM 1/4" SHEET
S-1
1/16" SHEET
2 REQ. 1/8" SHEET
FRONT
REAR
WING SPAR GUSSETS
1/8" HARD SHEET BALSA
1/2 X 1 1/2" TAPERED TRAILING EDGE
4 REQ. 1/8" HARD BALSA OR PINE
3/32" SHT.
WING RIBS
ALL RIBS 3/32" SHT. EXCEPT AS NOTED
an UNCLE WILLIES PLAN
WWW.MYUNCLEWILLIES.COM
WWW.MYUNCLEWILLIESTOO.COM